

Vale Music at Home and Musicplayonline.com

This year MusicplayOnline is FREE for all students.

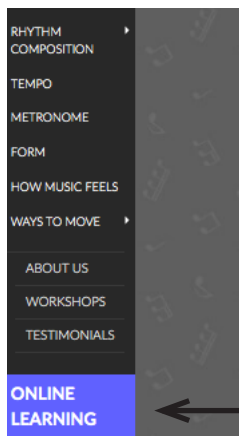
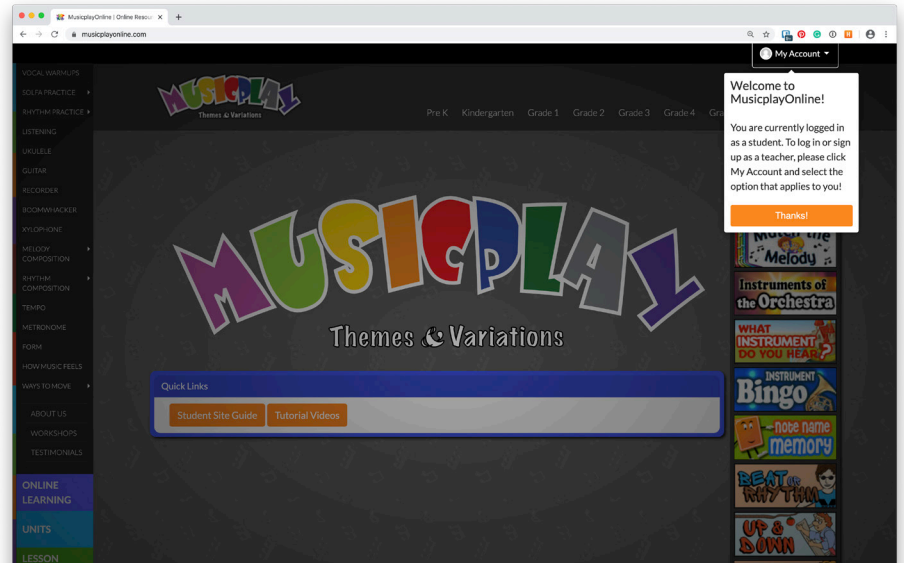
Vale Students can log on to find materials from our music classes and lots more!!

Students:

1. Go to:

<https://musicplayonline.com>

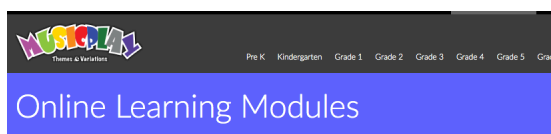
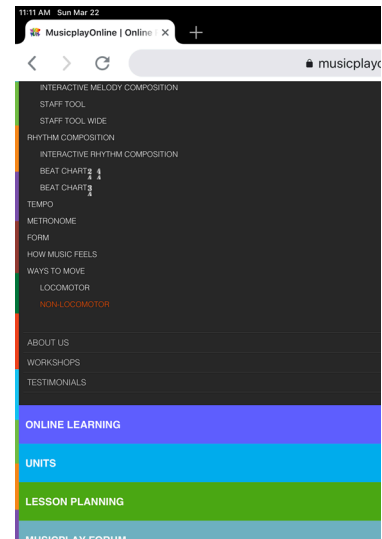
2. You're automatically logged in as a student!



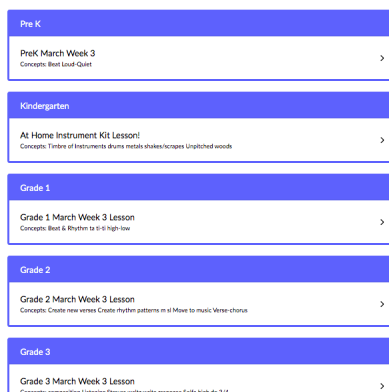
Look for the blue ONLINE LEARNING button.

It will appear on the left menu on a computer.

On a tablet or a phone, scroll down.



Click to open Online Learning and select your grade.



On the left is an introduction to the lesson, a video introduction or notes about eLearning.

Grade 6 Song Writing Lesson 1

Concepts: [create piggyback song](#), [create verse](#)

In Song Writing Lesson 1, you're going to write a new verse to a song, and you're going to write a piggyback song. This is just a start on your song writing journey, but will help you to understand how lyrics have to fit the rhythm of your song.

Parents: This is one of the great ways that music can support literacy! Writing songs will not only keep your kids studying music – it will fulfill many of the language arts requirements in their grade.

Supporting Resources

- Song Writing Worksheet 1-2
- Ukulele Corner Grocery Store
- My Bonnie Ukulele in G

Objectives

- I can write a new verse for a song.
- I can write a piggyback song.
- I can sing matching pitch and singing correct rhythms.

On the right side are printable resources - if you don't have a printer at home that's OK - you'll just write out what's needed on blank paper.

The I Can statements tell what you'll learn in the lesson.

On the left side are your instructions.

1 Can you match the melody?

Select the Game: Match the Melody
Go to Level 7. Level 7 uses the solfa notes la-so-mi-re-do --- the same notes that are in the song you're going to learn. You can listen to voice or keyboard, but I suggest you try voice first, so you get some practice learning how to name notes reading solfa notes. (do-re-mi-fa-so-la-ti-do). When you have finished the activity, if you have a good score, screen shot it, to send to your teacher. If you don't have a good score, play again - and maybe try an easier level.

2 Read the Words of the Song

Read the words of the song. What do you think it was about?
This song is about a measles outbreak in England in the 1800s. Measles was a very serious disease in 1898 - but today it is preventable and treatable.

69. Wallflowers

Wall - flow-ers, wall - flow-ers, growing up so high.
May had the mea - sles and nev - er, nev - er died.
Call to my friend Sad - ly's home. She has no se - la - tion.
Tick and tack and turn her back and wave to the con - gra - tu - lation.

Games

On the right side are videos, games, pictures to read or interactive activities to do. Just click and follow the directions.

Explore the rest of the website. There are 1000+ fun songs, lots of games, Recorder, Ukulele and Guitar sections!

To join me for Vale Music Live, find your grade level and meet me on Zoom any or all of these days and times:

Kindergarten:	12:00-12:20	T, W, Th
First Grade:	12:40-1:00	T, W, Th
Second Grade:	1:20-1:40	T, W, Th
Third Grade:	2:00-2:25	T, W, Th
Fourth Grade:	2:35-3:00	T, W, Th
K-4:	7:00-7:30 p.m.	Thursdays

→ Meet me on Zoom:
<https://zoom.us/j/91037611160>

→ See you there!

Zoom meeting # 910 3761 1160

Mrs. Umbarger-Keene aka Mrs. Keene
kumbarger-keene@cashmere.wednet.edu
509-782-2211